



# Media Pembelajaran dan E-learning

Wahyudi, ST.,MT

# Media Pembelajaran

## Definisi


- Alat bantu proses pembelajaran
- Segala sesuatu yang dapat dipergunakan untuk merangsang pikiran, perasaan, perhatian dan kemampuan atau ketrampilan siswa sehingga dapat mendorong terjadinya proses belajar

# Media Pembelajaran

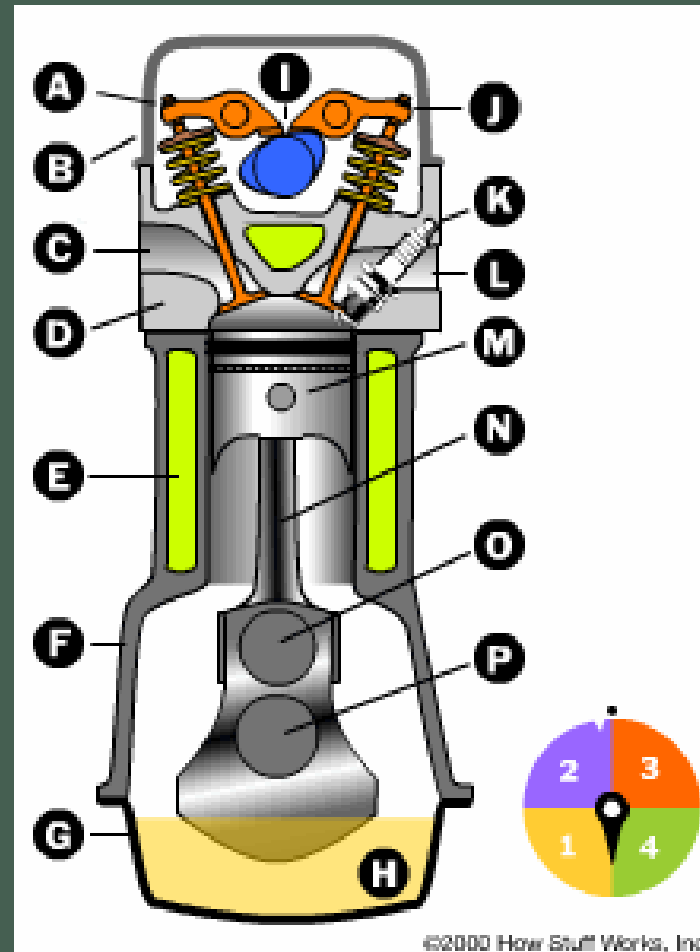
## Contoh

- Audio
- Video
- Animasi
- Cetak
- Gambar
- Software
- Benda
- Game
- dsb

Contoh : Video



# Contoh : Animasi



# Media Pembelajaran

## Manfaat

- ❖ Proses pembelajaran menjadi lebih jelas dan menarik
- ❖ Membantu konsentrasi mahasiswa ke materi pembelajaran
- ❖ Media dapat menumbuhkan sikap positif mahasiswa terhadap materi dan proses belajar
- ❖ Efisiensi dalam waktu dan tenaga

# Media Pembelajaran dan elearning

Banyak contoh media pembelajaran yang berbentuk atau dapat diusahakan berbentuk digital

--- dapat didistribusi melalui internet --→ elearning


# E learning

## Definisi

“Suatu sistem pembelajaran yang memanfaatkan teknologi informasi dalam proses belajar mengajar.”



Secara umum, media sosial bisa dimanfaatkan sebagai media elearning → tidak terstruktur



http://learning.eng.umy.ac.id/

The screenshot shows a web browser window with the URL `learning.eng.umy.ac.id`. The page title is "Engineering eLearning". The interface includes a main menu with "Site news", a navigation sidebar with "Home", "Site news", and "Courses", and a central "Course categories" section. The categories listed are Mechanical Engineering (7), Electrical Engineering (1), Civil Engineering (1), and Information Technology. A calendar for February 2017 is visible on the right, with the 17th highlighted. The Moodle logo is at the bottom, and the text "You are not logged in. (Log in)" appears in the top right and bottom center.

Engineering eLearning

You are not logged in. (Log in)

**Main menu**

- Site news

**Navigation**

- Home
- Site news
- Courses

**Course categories**

- ▶ **Mechanical Engineering (7)**
- ▶ **Electrical Engineering (1)**
- ▶ **Civil Engineering (1)**
- ▶ **Information Technology**

*▼ Collapse all*

**Calendar**

February 2017

| Sun | Mon | Tue | Wed | Thu | Fri | Sat |
|-----|-----|-----|-----|-----|-----|-----|
|     |     |     | 1   | 2   | 3   | 4   |
| 5   | 6   | 7   | 8   | 9   | 10  | 11  |
| 12  | 13  | 14  | 15  | 16  | 17  | 18  |
| 19  | 20  | 21  | 22  | 23  | 24  | 25  |
| 26  | 27  | 28  |     |     |     |     |

You are not logged in. (Log in)

**moodle**

http://learning.lang.umy.ac.id/

The screenshot shows a web browser window with the URL <http://learning.lang.umy.ac.id/>. The page features the UMY (Universitas Muhammadiyah Yogyakarta) logo and name at the top left. To the right of the logo is a login section with fields for 'Username' and 'Password', and a 'Forgot your username or password?' link. Below the login section is a navigation bar with links for 'Home', 'Prodi', 'Journal UMY', 'Repository UMY', and a 'Search courses' button. The main content area displays a large image of the UMY campus with a 'Language Learning' banner overlaid. At the bottom, there are three widgets: 'Course categories' with a 'Collapse all' button and a list item 'Pendidikan Bahasa Jepang'; a 'Navigation' sidebar with 'Home' and 'Courses' links; and a 'Calendar' widget showing the month of February 2017.

Language Learning UMY UNIVERSITAS MUHAMMADIYAH YOGYAKARTA

Username Password

Forgotten your username or password?

Home Prodi Journal UMY Repository UMY Search courses

Language Learning

Course categories

Pendidikan Bahasa Jepang

Navigation

Home Courses

Calendar

February 2017

| Mon | Tue | Wed | Thu | Fri | Sat | Sun |
|-----|-----|-----|-----|-----|-----|-----|
|     |     | 1   | 2   | 3   | 4   | 5   |
| 6   | 7   | 8   | 9   | 10  | 11  | 12  |
| 13  | 14  | 15  | 16  | 17  | 18  | 19  |

http://learning.agric.umy.ac.id/

The screenshot shows a web browser window with the URL `learning.agric.umy.ac.id`. The page features the UMY (Universitas Muhammadiyah Yogyakarta) logo and name at the top left. A login section on the top right includes fields for 'Username' and 'Password', along with a 'Forgot your username or password?' link. A navigation menu below the header contains 'Home', 'Prodi', 'Forum', 'Journal UMY', 'Repository UMY', and a 'Search courses' button. The main content area is dominated by a large banner image of a university building with a palm tree in the foreground. Below the banner, there is a 'File Pengumuman' section, a 'Course categories' section with a 'Collapse all' link, and a 'Main menu' section containing 'Site news'. To the right of the 'Main menu' is a 'Calendar' widget for February 2017, showing a grid of dates from 1 to 26. Below the 'Main menu' is a 'Navigation' section with links for 'Home', 'Site news', and 'File Pengumuman'.

Learning Fakultas Pertanian

File Pengumuman

Course categories

Agroteknologi

Main menu

Site news

Navigation

Home

Site news

File Pengumuman

Calendar

February 2017

| Mon | Tue | Wed | Thu | Fri | Sat | Sun |
|-----|-----|-----|-----|-----|-----|-----|
|     |     | 1   | 2   | 3   | 4   | 5   |
| 6   | 7   | 8   | 9   | 10  | 11  | 12  |
| 13  | 14  | 15  | 16  | 17  | 18  | 19  |
| 20  | 21  | 22  | 23  | 24  | 25  | 26  |

# http://learning.law.umy.ac.id/

The screenshot shows the homepage of the E-Learning Faculty of Law. At the top, there is a navigation bar with the site title "E-Learning Faculty of Law" and a search bar. Below this, there is a main menu with "E-Learning FH UMY" and a "Search courses" button. The main content area is divided into several sections: "Course categories" with a list of semesters (1 to 8) and a "Collapse all" button; "Main menu" with "Site news"; "Navigation" with "Home", "Site news", and "Courses"; and a "Calendar" for February 2017. The footer contains copyright information for Universitas Muhammadiyah Yogyakarta.

**E-Learning Faculty of Law**

Username Password >

Forgotten your username or password?

E-Learning FH UMY Search courses

### Course categories

Collapse all

- Semester 1 (30)
- Semester 2 (29)
- Semester 3 (46)
- Semester 4 (39)
- Semester 5 (40)
- Semester 6 (23)
- Semester 7 (11)
- Semester 8

#### Main menu

- Site news

#### Navigation

- Home
- Site news
- Courses

#### Calendar

February 2017

| Sun | Mon | Tue | Wed | Thu | Fri | Sat |
|-----|-----|-----|-----|-----|-----|-----|
|     |     |     | 1   | 2   | 3   | 4   |
| 5   | 6   | 7   | 8   | 9   | 10  | 11  |
| 12  | 13  | 14  | 15  | 16  | 17  | 18  |
| 19  | 20  | 21  | 22  | 23  | 24  | 25  |
| 26  | 27  | 28  |     |     |     |     |

© 2016 Universitas Muhammadiyah Yogyakarta • Dikembangkan oleh BSI UMY

http://learning.socpol.umy.ac.id/

The screenshot shows a web browser window with the URL `learning.socpol.umy.ac.id`. The page header features the UMY logo (Universitas Muhammadiyah Yogyakarta) and a login section with fields for "Username" and "Password", and a "Forgotten your username or password?" link. Below the header is a navigation bar with a "Home" button and a "Search courses" search bar. The main content area displays a large aerial photograph of a group of people forming a colorful grid pattern on a lawn. At the bottom, there are three widgets: "Course categories" with a "Collapse all" option and a link to "Ilmu Pemerintahan (1)"; "Navigation" with links to "Home" and "Courses"; and "Calendar" for February 2017, showing dates from 1 to 26.

Learning Social Politics

learning.socpol.umy.ac.id

UMY  
UNIVERSITAS MUHAMMADIYAH YOGYAKARTA

Username Password

Forgotten your username or password?

Home Search courses

Course categories

Navigation

Calendar

February 2017

| Mon | Tue | Wed | Thu | Fri | Sat | Sun |
|-----|-----|-----|-----|-----|-----|-----|
|     |     | 1   | 2   | 3   | 4   | 5   |
| 6   | 7   | 8   | 9   | 10  | 11  | 12  |
| 13  | 14  | 15  | 16  | 17  | 18  | 19  |
| 20  | 21  | 22  | 23  | 24  | 25  | 26  |

Ilmu Pemerintahan (1)

# http://elearning.feb.umy.ac.id/

The screenshot shows the E-Learning FE UMY website interface. At the top, there is a browser window with the address bar showing "elearning.feb.umy.ac.id". Below the browser window is a large banner image of a university campus. The main content area is divided into several sections:

- MELANJUTKAN**: A section with a dashed line and a "Collapse all" button.
- Course categories**: A section with a folder icon and three expandable categories: **AKUNTANSI**, **MANAJEMEN**, and **ILMU EKONOMI**.
- Navigation**: A sidebar menu with a "Home" icon and a list of links: Informasi, Fakultas, Informasi Prodi Akuntansi, Informasi Prodi Manajemen, Informasi Prodi Ilmu Ekonomi, Ilmiah, English Club, Curhat, Mata Air, ObroLan.., Praktek Kewirausahaan, Tanya Kami, Chat rooms, Tutorial Aplikasi eLcom FE, Cara Mengirim Tugas Mata Kuliah, Panduan mengaktifkan email, and Courses.
- Waktu Server**: A section with a server icon and a blacked-out area.
- Login**: A section with a user icon and a login form with fields for Username and Password, a "Remember username" checkbox, and a "Log in" button. Below the form are links for "Create new account" and "Lost password?".
- Online users**: A section with a group icon, showing "(last 2 minutes)" and "None".

At the bottom of the page, there is a footer with the text: "© 2016 Universitas Muhammadiyah Yogyakarta • Dikembangkan oleh BSI UMY".

http://els.fkik.umy.ac.id/

The screenshot shows a web browser window with the address bar displaying 'els.fkik.umy.ac.id'. The page features a header with the 'e-LEARNING ELS FKIK UMY' logo and a 'Virtual Learning Center' tagline. A navigation menu on the left lists various sections like 'PENGUMUMAN', 'DISKUSI ILMIAH', and 'COURSES'. The main content area is titled 'FAKULTAS KEDOKTERAN DAN ILMU KESEHATAN Universitas Muhammadiyah Yogyakarta 2014' and includes a photo of students. A 'PENGUMUMAN' section contains an announcement about the start of the semester. On the right, there is a calendar for February 2017 and a 'Main menu' section.

E-Learning System FKIK UMY

els.fkik.umy.ac.id

Search

Welcome Login here!

colour :

Navigation

Home

- PENGUMUMAN
- DISKUSI ILMIAH
- ELS UKHUWAH
- ELS BUSINESS
- Format e-Case
- Buku Biokimia
- Courses

Online users

(last 2 minutes)

- 20130320029 Erna Kurniawati
- 20130320095 Rizka Putri Aprelia
- Ghany Frida Malik 20140340040
- 20130320131 Rizka Saputri Pradika Fatwa Khoiril Huda
- Pradika Fatwa Khoiril Huda
- 20130320104 Tresna Astiary
- 20130320060 Nurbaiti Arifin
- 20130320065 Riska Apriliyadani Haryansyah

FAKULTAS KEDOKTERAN DAN ILMU KESEHATAN  
Universitas Muhammadiyah Yogyakarta  
2014

Calendar

February 2017

| Sun | Mon | Tue | Wed | Thu | Fri | Sat |
|-----|-----|-----|-----|-----|-----|-----|
|     |     |     | 1   | 2   | 3   | 4   |
| 5   | 6   | 7   | 8   | 9   | 10  | 11  |
| 12  | 13  | 14  | 15  | 16  | 17  | 18  |
| 19  | 20  | 21  | 22  | 23  | 24  | 25  |
| 26  | 27  | 28  |     |     |     |     |

Upcoming events

There are no upcoming events

Go to calendar...

Main menu

- PENGUMUMAN
- DISKUSI ILMIAH
- ELS UKHUWAH
- ELS BUSINESS
- Format e-Case
- Buku Biokimia

PENGUMUMAN

**Awal semester genap (PSIK)**  
by Fahni Haris S.Kep., Ns., M.Kep - Tuesday, 31 January 2017, 5:37 PM

Kalender Akademik 20162017.xlsx

Assalamualaikum

Diberitahukan kepada civitas akademika (**mahasiswa PSIK**), bahwa awal semester genap TA 2016/2017 dimulai pada tanggal **30 Januari 2017**



# http://kuliahdaring.umy.ac.id/

The screenshot shows the homepage of the Kuliahdaring UMY website. The browser address bar displays 'kuliahdaring.umy.ac.id'. The page title is 'Daring UMY' and it indicates 'You are not logged in. (Log in)'. The main content area is titled 'Kuliahdaring UMY' and features a navigation menu with 'Home' and 'Courses'. A list of available courses is displayed, each with a heart icon, course title, and teacher name. A calendar for February 2017 is also visible on the right side of the page.

**NAVIGATION**

- Home
- Courses

**Available courses**

- Tutorial**
- Panduan E learning**  
Teacher: Wahyudi ST. MT.
- Matematika Teknik I**  
Teacher: M. Budi Nurrahman
- Mekanika Kekuatan Material**  
Teacher: M. Budi Nurrahman
- Menggambar Teknik D & E**  
Teacher: Sunardi, S.T., M.Eng.
- Otomasi dan PLC**  
Teacher: Bambang Riyanta, S.T.,M.T.
- Teknik Kendali**  
Teacher: Bambang Riyanta, S.T.,M.T. Teknik Kendali
- Material Teknik**  
Teacher: aris widyo nugroho

**CALENDAR**

February 2017

| Mon | Tue | Wed | Thu | Fri | Sat | Sun |
|-----|-----|-----|-----|-----|-----|-----|
|     |     | 1   | 2   | 3   | 4   | 5   |
| 6   | 7   | 8   | 9   | 10  | 11  | 12  |
| 13  | 14  | 15  | 16  | 17  | 18  | 19  |
| 20  | 21  | 22  | 23  | 24  | 25  | 26  |
| 27  | 28  |     |     |     |     |     |

# E learning

Manfaat elearning antara lain :

- Meningkatkan daya serap mahasiswa atas materi yang diajarkan.
- Meningkatkan partisipasi aktif mahasiswa.
- Meningkatkan kemampuan belajar mandiri mahasiswa.
- Tersedia 24 jam/hari – 7 hari/minggu
- Penguasaan materi tergantung pada semangat dan daya serap siswa, bisa dimonitor, bisa diuji dengan e-test.

# Pengguna elearning

Pengguna elearning dapat dikelompokkan menjadi

1. Teacher
2. Student
3. Administrator
4. Guest

# Konten E learning

## Reources

- File
- Url

## Activity

- Assignment
- Quiz
- Forum
- dsb

# Resources

21 September - 27 September

## ANALISA GAYA STATIS

Mekanisme Engkol Peluncur



Analisa gaya statis slider



Analisa gaya statis (slider)



contoh perhitungan

# Jenis-jenis tugas

1. Tugas offline

2. Tugas online type assignment

3. Tugas online type quiz

# Tugas offline

- Tugas yang dibuat di elearning site tetapi mahasiswa tidak mengumpulkan secara online
- Contoh :
  - Kehadiran
  - Hafalan
  - Kemampuan presentasi
  - Dsb
- Fungsi
  - Mhs tahu komponen nilai

# Tugas online -- assignment

- Pilihan tugas :
  - Online text
  - Upload file
- Untuk memberikan tugas berupa file
- Dosen memberi/ membuat tugas lebih mudah
- Koreksi dilakukan secara manual



## Upload file laporan Ujian CAD

Grading action First name : **All**ABCDEFGHIJKLMNOPQRSTUVWXYZSurname : **All**ABCDEFGHIJKLMNOPQRSTUVWXYZPage: [1](#) [2](#) [3](#) (Next)

| Select                   | First name / Surname    | ID number   | Email address                     |  |  |  | Last modified (submission)       | File submissions                                   |
|--------------------------|-------------------------|-------------|-----------------------------------|--|--|--|----------------------------------|--|
| <input type="checkbox"/> | Agung Wiyanto           | 20140130220 | agung.wiyanto.2014@ft.umy.ac.id   |  |  |  | Wednesday, 17 June 2015, 4:33 pm | <a href="#">Laporan_20140130220.docx</a>           |
| <input type="checkbox"/> | Galuh Yudistira         | 20140130197 | galuh.yudistira.2014@ft.umy.ac.id |  |  |  | Wednesday, 17 June 2015, 4:28 pm | <a href="#">LAPORAN UJIAN CAD_20140130197.docx</a> |
| <input type="checkbox"/> | Mohamad Umam Bachtiar   | 20140130060 | mohamad.umam.2014@ft.umy.ac.id    |  |  |  | Wednesday, 17 June 2015, 4:28 pm | <a href="#">LAPORAN.docx</a>                       |
| <input type="checkbox"/> | Sahal Ali Fahmi         | 20140130227 | sahal.ali.2014@ft.umy.ac.id       |  |  |  | Wednesday, 17 June 2015, 4:26 pm | <a href="#">20140130227_laporan cad.docx</a>       |
| <input type="checkbox"/> | Faishal Irfan Dharmawan | 20140130230 | faishal.irfan.2014@ft.umy.ac.id   |  |  |  | Wednesday, 17 June 2015, 4:21 pm | <a href="#">20140130230_laporan CAD.docx</a>       |

# Tugas online -- quiz

## Pilihan type :

- Numerik
- Jawaban pendek
- True/false
- Pilihan ganda
- Calculated
- Calculated Multichoice
- Matching

Sebuah lampu mengkonsumsi daya 100 W pada tegangan 220 V, berapakah hambatan lampu tersebut?

Answer:

Dari bahan bakar berikut yang termasuk sumber energi terbarukan adalah .....

Select one:

- a. biogas
- b. bensin
- c. batubara
- d. minyak solar

Sebuah mesin Diesel 4 silinder 4 langkah bekerja menggunakan udara standar. Perbandingan kompresi mesin adalah 18,05 dan cutoff rasionya sebesar 2. Panjang langkah torak adalah 15,05 cm sedangkan diameter silindernya 7,05 cm. Bila direncanakan mesin memiliki IMEP = 905 kPa dan harga  $k = 1,4$ , tentukanlah:

Efisiensi termal mesin ( % )

Kalor yang dibutuhkan tiap silinder (Joule/sil)

Piston displacement ( m<sup>3</sup>)

Kalor total yang dibutuhkan (Joule)

Kerja indikator ( Joule/sil )

# Tugas online -- quiz

## Cara membuat soal

- Melalui fasilitas create new question
- Membuat soal menggunakan notepad, kemudian di import ke learning


Untuk mempermudah pengelolaan, perlu dibuat kategori

# Tugas online -- quiz

- Soal yang dibuat akan menjadi bank soal
- Untuk menampilkan menjadi tugas/ujian, harus dibuat suatu quiz
- Koreksi dilakukan oleh aplikasi

(Previous) 1 2 3 4 5 (Next)

Download table data as Comma separated values text file Download

|   | First name / Surname                          | ID number   | Email address                       | State    | Started on              | Completed               | Time taken      | Grade/100.00 | Q. 1 /20.00 | Q. 2 /20.00 | Q. 3 /3.00 |
|---|---|-------------|-------------------------------------|----------|-------------------------|-------------------------|-----------------|--------------|-------------|-------------|------------|
|    | <b>Ridwan Aji Yuwono</b><br>Review attempt    | 20130130295 | ridwan.aji.2013@ft.umy.ac.id        | Finished | 17 October 2015 7:37 am | 17 October 2015 8:42 am | 1 hour 5 mins   | 57.00        | ✓ 20.00     | ✓ 10.00     | ✓ 3.00     |
|    | <b>Muhammad Saifudin</b><br>Review attempt    | 20130130285 | muhammad.saifudin.2013@ft.umy.ac.id | Finished | 17 October 2015 7:40 am | 17 October 2015 8:27 am | 47 mins 33 secs | 41.00        | ✓ 18.00     | ✓ 5.00      | ✗ 0.00     |
|    | <b>Nashef Rahman Ismail</b><br>Review attempt | 20130130313 | nashef.rahman.2013@ft.umy.ac.id     | Finished | 17 October 2015 7:43 am | 17 October 2015 8:52 am | 1 hour 9 mins   | 65.00        | ✓ 20.00     | ✗ 0.00      | ✗ 0.00     |
|  | <b>Rizky Rachman</b><br>Review attempt        | 20130130317 | rizky.rachman.2013@ft.umy.ac.id     | Finished | 17 October 2015 7:43 am | 17 October 2015 8:41 am | 57 mins 39 secs | 71.00        | ✓ 20.00     | ✓ 15.00     | ✓ 3.00     |
|  | <b>Taufik Nurhadi</b>                         | 20130130302 | taufik.nurhadi.2013@ft.umy.ac.id    | Finished | 17 October 2015         | 17 October 2015         | 59 mins 47      | 72.00        | ✓ 20.00     | ✓ 10.00     | ✓ 3.00     |

# Proses pemberian tugas

- Memetakan tugas/UK/soal yang akan diberikan dalam 1 semester
- Menyesuaikan pola pertanyaan/soal dengan fasilitas yang tersedia di elearning
- Membuat bank soal (optional)
- Membuat assignment dan atau quiz
- Koreksi tugas (optional)



# Kebutuhan

Untuk dapat memanfaatkan e learning , minimal kebutuhan adalah :

- Aplikasi e learning
- Koneksi internet/ intranet
- Perangkat keras ( PC/ laptop/ipad/tablet/smartphone)
- Konten
  - Materi
  - Soal/tugas